

VIDYA PRASARAK MANDAL, NAUPADA, THANE.

P.T.R.NO. F - 5 THANE.

AUDIT REPORT AND SCHEDULES

FOR THE YEAR ENDING 31ST MARCH, 2018.

UNDER THE MUMBAI PUBLIC TRUSTS ACT, 1950 AND THE RULES THEREUNDER.

S. V. KALE


CHARTERED ACCOUNTANT

"SANDHYA" 1ST FLOOR, PLOT NO. 3,
NAUPADA HIGHWAY SOCIETY,
SWAMI VIVEKANAND MARG,

TEMPORARY ADDRESS
403/404, SHIVANAND SOCIETY,
ABOVE TIMES OF INDIA,
M. G. ROAD,

S. V. KALE
CHARTERED ACCOUNTANT
 "Sandhya", Plot No. 3, 1st Fl.,
 Naupada, Highway Society,
 Swami Vivekanand Marg,
 Naupada, THANE-400 602

Report of an auditor relating to accounts audited under sub-section (2) of section 33 & 34 and rule 19 of the Bombay Public Trusts Act.

Registration No. F- 5 Thane. Name of the Public Trust :- Vidya Prasarak Mandal, Thane For the year ending 31 St March 2018	
a) Whether accounts are maintained regularly and in accordance with the provision of the Act and the rules :- b) Whether receipts and disbursements are properly and corectly shown in accounts : c) Whether the cash balance and vouchers in the custody of the manager or trustee on the date of audit were in agreement with the accounts : d) Whether all books, deeds, accounts, vouchers or other documents or records required by the auditor were produced before him : e) Whether a register of movable and immovable properties is properly maintained , the changes therein are communicated from time to time to the regional office, and the defects and inaccuracies mentioned in the the previous audit reports have been duly complied with : f) Whether the manager or trustee or any other person required by the auditor to appear before him did so and furnished the necessary information required by him : g) Whether any property or funds of the Trust were applied for any object or purpose other than the object or purpose of the Trust : h) The amounts of outstandings for more than one year and the amounts written off , if any ; i) Whether tenders were invited for repairs or construction involving expenditure exceeding Rs.5000/- : j) Whether any money of the public trust has been invested contrary to the provisions of Section 35 : k) Alienations, if any, of the immovable property contrary to the provisions of section 36 which have come to the notice of the auditor : l) All cases of irregular, illegal or improper expenditure, or failure or omission to recover monies or other property belonging to the public trust or of loss or waste of money or other property thereof, and whether such expenditure, failure, omission, loss or waste was caused in consequence of breach of trust or misapplication or any other misconduct on the part of trustees or any other person while in the management of the trust ; m) Whether the budget has been filed in the form provided by rule 16 A ; n) Whether the maximum and minimum number of the trustees is maintained ; o) Whether the meetings are held regularly as provided in such instrument ; p) Whether the minute books of the proceedings of the meeting is maintained ; q) Whether any of the trustees has any interst in the investment of the trust : r) Whether any of the trustees is a debtor or creditor of the trust : s) Whether the irregularities pointed out by the auditors in the accounts of the previous year have been duly complied with by the trustees during the the period of audit ; t) Any special matter which the auditor may think fit or necessary to bring to the notice of the Deputy or Assistant Charity Commissioner :	YES YES YES YES YES YES NO NIL AND NIL SUCH WORK WAS DONE DEPARTMENTALLY NO NOT NOTICED NO SUCH CASES HAVE COME TO MY NOTICE YES YES YES YES NONE NONE NO SUCH IRREGULARITIES. NO SPECIAL MATTER.
<div style="text-align: right;">  <p><i>S.V. Kale</i> S.V. Kale Chartered Accountants Auditors</p> </div> <p>Dated at Thane , 5th July 2018</p>	

S. V. KALE
CHARTERED ACCOUNTANT

Registration No. F- 5 Thane.
Name of the Public Trust :- Vidya Prasarak Mandal, Thane
For the year ending 31 St March 2018


Disclosure required by paragraph 11 and 20 of the Accounting Standard (AS) 21 "Consolidated Financial Statements"

List of Subsidiary :

- 1 a) Name : VPM's London Academy of Education & Research
- b) Country of Incorporation/ Residence : England
- c) Proportion of ownership interest : Wholly Owned Subsidiary (100 %)




Dated at Thane , 5th July 2018




S.V. Kale
Chartered Accountants
Auditors

S. V. KALE
CHARTERED ACCOUNTANT
 "Sandhya", Plot No. 3, 1st Fl.,
 Naupada, Highway Society,
 Swami Vivekanand Marg,
 Naupada. THANE-400 602

The Bombay Public Trusts, Act , 1950
SCHEDULE - IX C
 (vide Rule 32)

Statement of income liable to contribution for the year ending 31 st March 2018		
I. Name of Public Trust : VIDYA PRASARAK MANDAL, THANE.	Amount	Registered No.F- 5 Thane Amount
I Income as shown in the Income & Expenditure Account (Schedule IX)		679,440,142.52
ii) Items not chargeable to Contribution under Section 58 and Rules 32 :		NOTE :- The objects of the Trust are to impart secular education only.
i) Donations received from other Public Trusts and Dharmadas :	3,600,000.00	Such education is imparted through schools & colleges which recognised .
ii) Grants received from Government and Local authorities ;	Not claimed	As such the Trust is not liable to pay contribution Under Rule 32 .
iii) Interest on Sinking or Depreciation Fund ;	Nil	
iv) Amount spent for the purpose of secular education ;	537,771,256.36	
v) Amount spent for the purpose of medical relief ;	Nil	
vi) Amount spent for the purpose of veterinary treatment of animals;	Nil	
vii) Expenditure incurred from donations for relief of distress caused by scarcity, drought, flood, fire or other natural calamity.	Nil	
viii) Deductions out of income from lands used for agricultural purpose	Nil	
a) Land Revenue and Local Fund Cess ..		
b) Rent payable to superior landlord ..		
c) Cost of production, if lands are cultivated by trust		
ix) Deductions out of income from lands used for non-agricultural purposes :-	Nil	
a) Assessment, cesses and other Government or Municipal Taxes ..	955,120.00	
b) Ground rent payable to the superior landlord ..	Nil	
c) Insurance premia..	Nil	
d) Repairs at 10 percent of gross rent of building ..	1,706,774.00	
e) Cost of collection at 4 per cent of gross rent of building let out ..	682,709.00	
x) Cost of collection of income or receipts from securities , Stocks etc at 1 per cen of such income.	Nil	
xi) Deductions on account of repair in respect of building not rented and yielding no income, at 10 percent of the estimated gross annual rent. ..	Nil	
		544,715,859.36
Gross Annual Income chargeable to contribution Rs.		NIL (see note above)
<p><i>Certified that while claiming deductions admissible under the above Schedule, the Turst has not claimed any amount twice, either wholly or partly, against any of the items mentioned in the schedule which have the effect of double deduction.</i></p>		
<p>Trust Address : Dr.Bedekar Vidya Mandir, Naupada, Thane-2. Dated at Thane , 5th July 2018</p>		 S. V. KALE Chartered Accountant Auditors
<p>Dated at Thane , 5th July 2018</p> <p style="text-align: right;">  SECRETAY CHAIRMAN MEMBER VIDYA PRASARAK MANDAL, THANE </p>		

FUNDS & LIABILITIES	Rs.	Rs.	PROPERTY & ASSETS	Rs.	Rs.
<u>Trust Fund or Corpus :-</u> Balance Sheet as per last Balance Sheet Adjustment during the year (give details) N. Bhandodkar college of Science Trust Fund	(As per schedule "A" attached)	100,000.00	<u>Immovable Properties :- (At Cost)</u> Balance as per last Balance Sheet Addition during the year Less : Sales during the year Depreciation up to date	(As per schedule "D" attached)	776,339,714.50
<u>Other Earmarked Funds :-</u> Created under the provisions of trust deed/scheme (out of income) Depreciation Funds Sinking Funds Reserve Funds Any Other Funds	(As per schedule "A" attached)	576,669,820.63	<u>Investments :-</u> Note :- The market value of the above investment is Rs.	(As per schedule "E" attached)	69,671,084.66
<u>Loans (Secured & Unsecured) :-</u> From Trustees From Others	As per schedule "B" attached	423,220,399.31	<u>Furniture & fixture :-</u> Balance as per last Balance Sheet Additions during the year Less : Sales during the year Depreciation up to date	(As per schedule "F" attached)	178,570,016.23
<u>Liabilities :-</u> Expenses : Advances : Rent & Other Deposit: Sundry credit Balances :	As per schedule "C" attached	127,040,344.27	<u>Loans (Secured or unsecured) : Good/doubtful</u> Loans Scholarships Other Loans	NIL	NIL
<u>Income & Expenditure Account :-</u> Balance As per last Balance sheet Add : Surplus as per Income & Expenditure Account Less: Deficit as per Income & Expenditure Account	As per schedule "C" attached	71,971,092.60	S. V. KALE CHARTERED ACCOUNTANT "Sandhya", Plot No. 3, 1st Flr, Naupada, Highway Society, Swami Vivekanand Marg, Naupada, THANE-400 602	(As per schedule "G" attached)	18,720,822.00
<u>Income & Expenditure Account :-</u> Balance As per last Balance sheet Less: Appropriation If any Add : Surplus } as per Income & Expenditure less: Deficit } Account.	71,290,348.32 680,744.28	71,971,092.60	<u>Cash & Bank Balances :-</u> (a) In Current Account with (b) In Fixed Deposit Account (i) with the Trustee (ii) with the Manager	(As per schedule "H" attached)	77,466,116.00
<u>Income & Expenditure Account :-</u> Balance As per last Balance sheet Less: Appropriation If any Add : Surplus } as per Income & Expenditure less: Deficit } Account.	71,290,348.32 680,744.28	71,971,092.60	<u>Income & Expenditure Account :-</u> Balance As per last Balance sheet Less: Appropriation If any Add : Surplus } as per Income & Expenditure less: Deficit } Account.	(As per schedule "I" attached)	78,233,903.42
Total	1,199,001,656.81	1,199,001,656.81	Total	1,199,001,656.81	1,199,001,656.81



(Signature)
 S. V. KALE
 Chartered Accountant
 Auditors

The above Balance Sheet to the best of my/our belief contains a true account of the Funds and Liabilities and of the Property and Assets of the Trust.

(Signature)
 SECRETARY
 VIDYA PRASARAK MANDAL, THANE

dated at Thane, 5th July 2018

Dated at Thane, 5th July 2018
 CHAIRMAN
 VIDYA PRASARAK MANDAL, THANE

SCHEDULES FORMING PART OF THE BALANCE SHEET AS ON 31 ST MARCH 2018

PARTICULARS	RS.	RS.
<u>SCHEDULE "A" : OTHER EARMARKED FUND</u>		
a <u>Prize Fund :</u>		
Balance as per last Balance Sheet :	2,705,048.00	
Add : Additions during the year :	10,000.00	2,715,048.00
b <u>Value of Land Sanctioned Free of price by Govt. of Maharashtra</u>		
Balance as per last Balance Sheet :		17,000.00
c <u>Bhave Rashtriya Vyakhyanmala Endowment :</u>		
Balance as per last Balance Sheet :		126,000.00
d <u>Building Renewal, Alteration and Renovation fund :</u>		
Balance as per last Balance Sheet	61,523,128.83	
Add : Appropriation during the year from I & E Account	7,129,035.00	68,652,163.83
e <u>Building Repairs & Maintenance Fund :</u>		
Balance as per last Balance Sheet :	19,758,359.49	
Add : Appropriation during the year from I & E Account	2,138,710.00	21,897,069.49
f <u>Reserve Fund (equivalent to 6 months Staff salary) :</u>		
Balance as per last Balance sheet :	50,677,374.00	
Add : Appropriation reversal transferred to I & E Statement	4,058,598.00	54,735,972.00
g <u>Development Fund :</u>		
Balance as per last Balance Sheet :		49,392,764.23
h <u>Building Fund :</u>		
Balance as per last Balance sheet :	298,067,371.00	
Add : Appropriation during the year from I & E Account	2,085,635.00	300,153,006.00
i <u>Disha Magazine Fund :</u>		
Balance as per last Balance sheet :	122,428.58	
Add : Income Received	6,500.00	
Add : Appropriation during the year from I & E Account	200,000.00	
Less : Magazine Publication expenses	151,745.00	177,183.58
Total c/f		497,866,207.13

Handwritten signature



Total b/f

497,866,207.13

j Forfeited Library Deposit Fund Account

1	<u>Arts & commerce Degree college</u>			
	Balance as per last balance sheet	1,013,994.00		
	Add : Deposit forfeited during the year	369,750.00	1,383,744.00	
2	<u>Arts & commerce Junior college</u>			
	Balance as per last balance sheet		118,580.00	
3	<u>Arts & commerce - Self Financing Courses</u>			
	Balance as per last Balance sheet :		932,661.00	
4	<u>Science Degree College</u>			
	Balance as per last balance sheet	210,400.00		
	Add : Deposit forfeited during the year	27,200.00	237,600.00	
5	<u>Science Junior College</u>			
	Balance as per last balance sheet	600.00		
	Add : deposit forfeited during the year	68,900.00	69,500.00	
6	<u>Science College - Self Financing Courses</u>			
	Balance as per last balance sheet	127,700.00		
	Add : Deposit forfeited during the year	28,800.00	156,500.00	
7	<u>Law College</u>			
	Balance as per last balance sheet	1,321,397.50		
	Add : Deposit forfeited during the year	1,015,850.00	2,337,247.50	
8	<u>Polytechnic</u>			
	Balance as per last balance sheet	759,840.00		
	Less : Forfeited library deposit written off	759,840.00	NIL	5,235,832.50
k	<u>Corpus Fund of VPM's London Academy of Education & Research, London.</u>			35,691.00
l	<u>Reserve toward Freeship & Scholarship amount receivable from Social welfare Department, Government of Maharashtra</u>			73,532,090.00

TOTAL OF SCHEDULE "A"

576,669,820.63

Male



SCHEDULE "B" : LOANS

1 Loans from Bank

a) Loan from GP Parsik Sahakari Bank	325,107,250.00	
b) Loan from NKGSB Sahakari Bank (A/c 687 & 688)	77,641,957.00	402,749,207.00

2 Advances from Banks and Members

a) Advances from Banks against fixed deposits for Velneshwar Project	11,970,267.31	
b) Advances from Members for Velneshwar Engineering College Project	6,664,925.00	
c) Advances from Banks against fixed deposits for BRIMS	1,836,000.00	20,471,192.31

TOTAL OF SCHEDULE "B"

423,220,399.31

Wadhvani



SCHEDULE "C" : LIABILITIES

a <u>Library, Laboratory and Caution Money deposit from students :</u>			
1	Science Degree College :	718,500.00	
2	Science Junior College :	288,045.00	
3	Science college - Self Financing Courses	898,600.00	
4	Arts and Commerce Degree College	994,475.00	
5	Arts and Commerce Junior College	1,092,570.00	
6	Arts and Commerce College - Self Financing Courses	1,925,200.00	
7	Dr. V. N. Bedekar Institute of Management Studies	935,000.00	
8	Law College	2,182,200.00	
9	BVM Secondary	35,800.00	
10	Maharshi Parshuram Engineering College, Velneshwar	966,400.00	
11	Science Self Financing Courses - Caution Money	109,060.00	
12	Science Degree College - Caution Money	180,500.00	
13	Maharshi Parshuram Engineering College - Staff Caution Depo	37,000.00	10,363,350.00
b <u>Government Scholarships and Freeships Refundable</u>			
1	Science Degree College :	578,674.00	
2	Arts and Commerce Degreee College :	30,903.00	
3	Arts and Commerce Self Finance College	35,570.00	
4	Science College : Junior	16,468.00	
5	Law college	998,091.25	
6	Maharshi Parshuram Engineering College, Velneshwar	65,139.00	
7	Polytechnic	708,713.00	
8	Arts and Commerce Junior College :	1,600.00	2,435,158.25
c <u>Board /University Fees Payable</u>			
1	Science Degree College : Bills payable to Asst & Servants	160,923.00	
2	Science Degree College : Fees payable	58,375.00	
3	Science Junior College : Fees payable	220,847.00	
4	Science Self Financing Courses : Bills payable to Asst & Servants	88,309.00	
5	Science Self Financing Courses : Fees payable	29,600.00	
6	Science College : YCMOU : Fees payable	48,362.00	
7	Maharshi Parshuram Engineering College - Fees payable	51,960.00	
8	Ars and Commerce Degree College : Fees payable	695,826.00	
9	Ars and Commerce Self Finance : Fees payable	366,225.00	1,720,427.00
d <u>Student / Staff welfare Fund Account: :</u>			
1	Science Degree college - Student Welfare fund	591,522.02	
2	Science Degree college - Spectrum fund	183,399.00	
3	Alumini fund - Polytechnic ITC	168,000.00	
Total c/f		942,921.02	14,518,935.25

[Handwritten Signature]



Total b/f	942,921.02	14,518,935.25
4 Alumini fund - Polytechnic	879,115.00	
5 BRIMS - Students Welfare Fund :	2,909.00	
6 Law College - Students Welfare Fund :	34,550.00	
7 Arts & Commerce College - Students Welfare Fund :	<u>1,242,741.25</u>	3,102,236.27
e Other Deposits / Payable		
1 Arts and Commerce Degree College : Misc deposit	66,100.00	
2 Arts and Commerce Junior College : Misc deposit	2,351.00	
3 Science Junior College : Misc deposit (net)	100,571.00	
4 Science Self Finance College : Misc deposit (net)	95,101.00	
5 Canteen Deposit - Thane College Campus	500,000.00	
6 Canteen Deposit - Velneshwar College Campus	500,000.00	
7 Advance Fee Refundable - Velneshwar Engineering collge	71,234.75	
8 Temporary advance from Public for Velneshwar Project	9,500,000.00	
9 Recurring Deposit from Public	5,360,935.00	
10 VPM's Public deposit for Velneshwar Engineering College Project:	38,105,374.00	
11 Deposit from students towards Velneshwar Hostel	1,528,738.00	
12 Maharshi Parshuram Engineering College : FOCO Loan	200,000.00	
13 Deposit From GP Parsik Bank toward ATM Centre	<u>180,000.00</u>	56,210,404.75
f Provisions		
1 Amt. Payable to Suppliers & Contractors for Thane Sch & College	2,326,097.00	
2 Deduction payable - BVM Primary	967.00	
3 Interest payable on VPM's RD	160,206.00	
4 TDS Payable	510.00	
5 Salary Payable to Polytechnic Staff	6,488,559.00	
6 Provision for MPCOE Under Construction Work	14,705,966.00	
7 Income Tax payable - BRIMS	9,482.00	
8 VPM's Gratuity payable to LIC	1,665,502.00	
9 6th Pay salary arrears payable Law college	664,972.00	
10 6th Pay salary arrears payable Joshi Bedekar College	13,859,072.00	
11 6th Pay salary arrears payable Bandodkar	<u>13,327,435.00</u>	53,208,768.00
<u>TOTAL OF SCHEDULE "C"</u>		<u>127,040,344.27</u>

(Handwritten signature)



VIDYA PRASARAK MANDAL, THANE

SCHEDULE " D " - IMMOVABLE PROPERTIES AS ON 31 - 03 - 2018

IMMOVABLE PROPERTIES	OP. BAL	COST ADDITION	TOTAL	RATE %	OP. BAL	DEPRECIATION		TOTAL	WRITTEN DOWN VALUE
						CURRENT YEAR	YEAR		
D - DR. BEDEKAR VIDYA MANDIR	23,186.00	-	23,186	-	-	-	-	-	23,186
D - A. K. COSHI ENGLISH MEDIUM SCHOOL	135,060.00	-	135,060	-	-	-	-	-	135,060
D - COLLEGE	492,026.00	-	492,026	-	-	-	-	-	492,026
D - DR. BEDEKAR VIDYA MANDIR (SECONDARY)	9,597,280.00	-	9,597,280	2.50	3,810,295	144,675	3,954,970	3,954,970	5,642,310
D - A. K. COSHI ENGLISH MEDIUM SCHOOL	3,183,352.00	-	3,183,352	2.50	1,498,236	42,128	1,540,364	1,540,364	1,642,988
ARTS COLLEGE BUILDING	3,280,281.00	-	3,280,281	2.50	1,503,777	44,413	1,548,190	1,548,190	1,732,091
SECOND SCIENCE COLLEGE BUILDING	1,751,618.00	-	1,751,618	2.50	1,049,484	17,553	1,067,037	1,067,037	684,581
RD COMMERCE COLLEGE BUILDING	3,258,344.00	-	3,258,344	2.50	1,606,752	41,290	1,648,042	1,648,042	1,610,302
TH BUILDING - SCIENCE BUILDING NO. II	2,955,147.00	-	2,955,147	2.50	1,448,883	37,657	1,486,540	1,486,540	1,468,607
JRTH ADMINISTRATIVE IMS BUILDING	493,115.00	-	493,115	2.50	290,556	5,064	295,620	295,620	197,495
TH BUILDING - LAW COLLEGE BUILDING	2,430,803.00	-	2,430,803	2.50	1,288,639	28,554	1,317,193	1,317,193	1,113,610
Y-TECHNIC WORKSHOP BUILDING NO. I	1,529,151.00	-	1,529,151	2.50	1,283,292	6,146	1,289,438	1,289,438	239,713
Y-TECHNIC BUILDING NO. II	2,423,380.00	-	2,423,380	2.50	1,213,216	30,254	1,243,470	1,243,470	1,179,910
HTH BUILDING - POLYTECHNIC TEMPORARY SHED.	7,985,726.00	-	7,985,726	2.50	3,673,421	107,808	3,781,229	3,781,229	4,204,497
TH BUILDING - POLYTECHNIC BUILDING NO. IV	227,387.00	-	227,387	10.00	216,676	1,071	217,747	217,747	9,640
NTN & HALL BUILDING	8,285,807.00	-	8,285,807	2.50	3,030,606	131,380	3,161,986	3,161,986	5,123,821
HOOL BUILDING EXTENSION (PRIMARY)	3,519,019.00	-	3,519,019	2.50	1,638,960	47,001	1,685,961	1,685,961	1,833,058
LEGE CAMPUS ROAD & PARKINGS	1,081,651.00	-	1,081,651	2.50	626,601	11,376	637,977	637,977	443,674
LEGE CAMPUS COMPOUND WALL	5,996,667.00	-	5,996,667	10.00	5,234,939	76,173	5,311,112	5,311,112	685,555
K. COSHI ENGLISH MEDIUM SCHOOL COOKING SHED	6,780,278.00	-	6,780,278	10.00	5,727,741	105,254	5,832,995	5,832,995	947,283
REE ROOMS IN THE STILT OF ENGLISH MED SCHOOL	10,000.00	-	10,000	10.00	9,283	72	9,355	9,355	645
TER PUMP	345,157.00	-	345,157	2.50	133,279	5,297	138,576	138,576	206,581
LECTRIC SUB STATION	77,479.00	-	77,479	15.00	75,180	345	75,525	75,525	1,954
Y-TECHNIC ELECTRIC SUB STATION	8,232,504.00	-	8,232,504	10.00	5,042,639	318,987	5,361,626	5,361,626	2,870,878
RYCE LINE & INSTALLATION CHARGES - ELEC. SUB ST.	171,641.00	-	171,641	15.00	168,690	443	169,133	169,133	2,508
UNTAIN IN COLLEGE CAMPUS	148,900.00	-	148,900	-	-	-	-	-	148,900
W COLLEGE EXTENSION	511,396.00	-	511,396	10.00	434,638	7,676	442,314	442,314	69,082
W EXTENSION BUILDING FOR BRIMS	3,797,441.00	-	3,797,441	2.50	1,262,275	63,379	1,325,654	1,325,654	2,471,787
W EXTENSION BUILDING FOR ARTS	6,466,487.00	-	6,466,487	2.50	2,032,504	110,850	2,143,354	2,143,354	4,323,133
W EXTENSION BUILDING FOR COMMERCE	29,737,895.00	-	29,737,895	2.50	7,047,583	567,258	7,614,841	7,614,841	22,123,054
W EXTENSION BUILDING FOR SCIENCE	4,223,978.00	-	4,223,978	2.50	1,007,937	80,401	1,088,338	1,088,338	3,135,640
V.N. BEDEKAR SCULPTURE	12,812,816.00	-	12,812,816	2.50	3,055,213	243,940	3,299,153	3,299,153	9,513,663
W COLLEGE EXTENSION	11,637,770.00	-	11,637,770	2.50	2,759,128	221,966	2,981,094	2,981,094	8,656,676
W COLLEGE EXTENSION	500,000.00	-	500,000	5.00	215,600	14,220	229,820	229,820	270,180
W COLLEGE EXTENSION	4,219,695.00	91,369	4,311,064	10.00	2,207,658	210,341	2,417,999	2,417,999	1,893,065
W COLLEGE EXTENSION	7,423,681.00	-	7,423,681	-	-	-	-	-	7,423,681
W COLLEGE EXTENSION	717,485,690.00	1,804,154	719,289,844	*	17,937,142	17,533,821	35,470,963	35,470,963	683,818,881
W COLLEGE EXTENSION	873,231,808.00	1,895,523	875,127,331		78,530,823	20,256,793.00	98,787,616	98,787,616	776,339,715



VIDYA PRASARAK MANDAL, THANE

SCHEDULE "D1" - IMMOVABLE PROPERTIES AT VELNESHWAR AS ON 31 - 03 - 2018

SR. No.	BUILDING NAME	OP. BAL	COST ADDITION	BALANCE AS ON 31.03.2018 #	DEPRECIATION			TOTAL	WRITTEN DOWN VALUE
					RATE %	OP. BAL	CURRENT YEAR		
1	A1 Academic Bldg (Shripati)	151,912,694	-	151,912,694	2.50	3,797,817	3,702,872	7,500,689	144,412,005
2	B1 Academic Bldg (Bhaskaracharya)	92,812,993	-	92,812,993	2.50	2,320,325	2,262,317	4,582,642	88,230,351
3	A2 Academic Bldg (Ganesh Daivajnya)	151,471,652	-	151,471,652	2.50	3,786,791	3,692,122	7,478,913	143,992,739
4	Hostel Bldg No.01	2,822,672	-	2,822,672	2.50	70,567	68,803	139,370	2,683,302
5	Hostel Bldg No.02	705,670	-	705,670	2.50	17,642	17,201	34,843	670,827
6	Hostel Bldg No.03	705,670	-	705,670	2.50	17,642	17,201	34,843	670,827
7	Hostel Bldg No.04	705,670	-	705,670	2.50	17,642	17,201	34,843	670,827
8	Hostel Bldg No.05	2,117,004	-	2,117,004	2.50	52,925	51,602	104,527	2,012,477
9	Hostel Bldg No.22 (Jnyaneshwari 1)	14,113,361	-	14,113,361	2.50	352,834	344,013	696,847	13,416,514
10	Hostel Bldg No.23 (Jnyaneshwari 2)	14,113,361	-	14,113,361	2.50	352,834	344,013	696,847	13,416,514
11	Hostel Bldg No.24 (Jnyaneshwari 3)	14,113,361	-	14,113,361	2.50	352,834	344,013	696,847	13,416,514
12	Hostel Bldg No.25 (Jnyaneshwari 4)	14,113,361	-	14,113,361	2.50	352,834	344,013	696,847	13,416,514
13	Hostel Bldg No.26 (Jnyaneshwari 5)	14,113,361	-	14,113,361	2.50	352,834	344,013	696,847	13,416,514
14	Teachers Housing 1 (Dronacharya 1)	14,819,029	-	14,819,029	2.50	370,476	361,214	731,690	14,087,339
15	Teachers Housing 2	8,891,418	-	8,891,418	2.50	222,285	216,728	439,013	8,452,405
16	Teachers Housing 3	740,951	-	740,951	2.50	18,524	18,061	36,585	704,366
17	Teachers Housing 4 (Dronacharya 4)	14,819,029	-	14,819,029	2.50	370,476	361,214	731,690	14,087,339
18	Teachers Housing 5 (Dronacharya 5)	14,819,029	-	14,819,029	2.50	370,476	361,214	731,690	14,087,339
19	Teachers Housing 6	740,951	-	740,951	2.50	18,524	18,061	36,585	704,366
20	HOD Housing 1	1,428,978	-	1,428,978	2.50	35,724	34,831	70,555	1,358,423
21	HOD Housing 2	952,652	-	952,652	2.50	23,816	23,221	47,037	905,615
22	Director Housing 1	564,534	-	564,534	2.50	14,113	13,761	27,874	536,660
23	Director Housing 2	564,534	-	564,534	2.50	14,113	13,761	27,874	536,660
24	Server Building	3,898,816	-	3,898,816	2.50	97,470	95,034	192,504	3,706,312
25	Sub - Station	6,527,430	-	6,527,430	2.50	163,186	159,106	322,292	6,205,138
26	VPM's Building, Canteen & Auditorium	30,167,310	-	30,167,310	2.50	754,183	735,328	1,489,511	28,677,799
27	Guest House (Aparant)	7,497,723	-	7,497,723	2.50	187,443	182,757	370,200	7,127,523
28	Utility Bldg (Vividha)	11,625,881	-	11,625,881	2.50	290,647	283,381	574,028	11,051,853
29	Gate Office, Security Cabin and Porch	4,143,571	-	4,143,571	2.50	103,589	101,000	204,589	3,938,982
30	Gymkhana Bldg	21,170,042	-	21,170,042	2.50	529,251	516,020	1,045,271	20,124,771
31	STP Plant (including machinery)	3,944,206	-	3,944,206	2.50	98,605	96,140	194,745	3,749,461
32	Water Tank (14,00,000 Litres.)	44,315,955	1,437,030	45,752,985	2.50	1,107,899	1,116,127	2,224,026	43,528,959
33	Campus Landscaping, Gutters, Sports	27,815,285	367,124	28,182,409	2.50	695,382	687,176	1,382,558	26,799,851
34	Campus Road	10,917,540	-	10,917,540	2.50	272,939	266,115	539,054	10,378,486
35	Compound Wall	13,299,996	-	13,299,996	2.50	332,500	324,187	656,687	12,643,309
		717,485,690	1,804,154	719,289,844		17,937,142	17,533,821	35,470,963	683,818,881



ma

SCHEDULE "E" : INVESTMENTS :

INVESTMENT OF MANDAL

a	<u>Fixed Deposits for prize fund with</u>		
1	Canara bank	590,000.00	
2	NKGSB Bank	60,000.00	
		650,000.00	
b	<u>Invemments to fulfil a condition to run :</u>		
1	Polytechnic - Canara bank	1,339,157.00	
2	Arts and Commerce College - Bank of india :	1,648,163.00	
3	Science College - fixed Deposit with Canara Bank :	100,000.00	
4	Law College-Fixed Deposit with Canara bank :	100,000.00	
5	Dr. V.N. Bedekar Intitute of Management Studies Fixed Deposit with Canara bank :	1,715,161.00	
6	VPM's Maharshi Parshuram Engineering College, Velneshwar - Civil Fixed Deposit with Canara	2,086,410.00	
7	VPM's Maharshi Parshuram Engineering College, Velneshwar - DTE Fixed Deposit with Canara	4,500,000.00	
8	VPM's Maharshi Parshuram Engineering College, Velneshwar-University Fixed Deposit with Canara	500,000.00	
9	Arts and Commerce College Unaided - Canara india :	149,549.00	
		12,138,440.00	
c	<u>Fixed deposit with TJSB Sah.Bank Ltd for Bhave Vyakhanmala</u>	123,664.00	
d	<u>General FD of Banks with VPM</u>		
1	Fixed Deposit with Canara : General	200,000.00	
2	Fixed Deposit with Thane Bharat Sahakai Bank : General	3,500,000.00	
3	Fixed Deposit with Canara : MSBTE	400,000.00	
4	Fixed Deposit with GP Parsik Bank : General	180,000.00	
		4,280,000.00	
e	<u>Shares of Banks</u>		
1	2000 Shares of Rs.25 each in the Thane Bharat Sah.Bk.Ltd	100,000.00	
2	2000 Shares of Rs.25 each in the TJSB Sahakari Bank Ltd	100,000.00	
3	10000 Shares of Rs.50 Each in GP Parsik Bank Ltd	500,000.00	
4	5150 Shares of Rs.10 Each in NKGSB Bank Ltd	51,500.00	
		751,500.00	17,943,604.00

INVESTMENTS OF UNITS :

f	<u>Sou. A. K. Joshi English medium School</u>		
1	E. M. S. Pre Primary (O.B.C.)	2,282,000.00	
2	E. M. S. Pre Primary (Saraswat Bank)	551,443.00	2,833,443.00
	Total c/f	2,833,443.00	17,943,604.00

[Handwritten signature]



	Total b/f		2,833,443.00	17,943,604.00
3	E. M. S. Primary (O.B.C.)	6,041,000.00		
4	E. M. S. Primary (Canara)	1,116,827.00	7,157,827.00	
5	E. M. S. Secondary (O.B.C.)	4,247,000.00		
6	E. M. S. Secondary - (Canara)	1,099,920.00		
7	E. M. S. Secondary - (Saraswat Bank)	160,527.00	5,507,447.00	
g	<u>Dr. V. N. Bedekar Institute Of Management studies</u>			
1	Fixed Deposit with Canara Bank-MMS		2,000,000.00	
h	<u>Polytechnic</u>			
1	Fixed Deposit with Canara	2,031,284.00		
2	Fixed Deposit with TBSB	879,115.00		
3	100 Shares of Rs.50 each in the TJSB Ltd.	5,000.00	2,915,399.00	
I	<u>Information Technology centre</u>			
1	Fixed Deposit with TJSB	5,063,869.00		
2	Fixed Deposit with Canar Bank	614,101.00		
3	Fixed Deposit with TBSB	3,800,328.00	9,478,298.00	
j	<u>Science College - Degree - FD with Bank Of India</u>		1,278,489.66	
k	<u>Science College - Self Finance Courses</u>			
1	Fixed Deposit with TBSB	194,478.00		
2	Fixed Deposit with GP Parsik Bank	2,000,000.00	2,194,478.00	
l	<u>Science College - Junior - FD with TBSB</u>		210,000.00	
m	<u>Science College - YCMOU Dept - FD with Bank of Maharashtra</u>		675,450.00	
n	<u>Arts & Commerce Degree College - FD With TJSB Bank Ltd</u>		7,654,334.00	
o	<u>Arts & Commerce College - Self Financing Courses</u>			
1	Fixed Deposit with TBSB	1,000,000.00		
2	Fixed Deposit with GP Parsik Bank	7,672,315.00	8,672,315.00	
p	<u>Law College - Under University Condition - FD with Canara bank</u>		400,000.00	
1	Fixed Deposit with Canara Bank			
q	<u>Advanced Study Centre - FD with TBSB</u>		750,000.00	51,727,480.66
	TOTAL OF SCHEDULE "E"			69,671,084.66

unah



VIDYA PRASARAK MANDAL, THANE

SCHEDULE "F" - MOVABLE PROPERTIES AS ON 31-03-2018

PARTICULARS	COST			DEPRECIATION				Bal as at 31.03.2018
	Op. Bal	Addition	Total	Rate %	Op. Bal	Current year	Total	
Movable Properties at Thane								
Furniture, Fixtures and Dead Stock:								
Library Books		4,123,723.00						
Science Apparatus:		2,382,287.00						
		545,313.28						
Lib Total	115,570,568.73	7,051,323.28	122,621,892.01	10.00	40,552,564.00	8,206,933.00	48,759,497.00	73,862,395.01
Computers and other machinery	27,701,932.50	1,509,556.72	29,211,489.22	20.00	16,465,079.00	2,549,282.00	19,014,361.00	10,197,128.22
Motor Car	480,640.00	-	480,640.00	20.00	323,144.00	31,499.00	354,643.00	125,997.00
Total (A)	143,753,141.23	8,560,880.00	152,314,021.23		57,340,787.00	10,787,714.00	68,128,501.00	84,185,520.23
Movable Properties at Velneswar								
Machinery for construction	697,017.00	-	697,017.00	20.00	468,619.00	45,680.00	514,299.00	182,718.00
Computer and Other Machinery (MPCOE)	13,828,932.00	21,250.00	13,850,182.00	20.00	7,904,730.00	1,189,090.00	9,093,820.00	4,756,362.00
Machinery (Generator, Solar, Audio video system etc.)	12,530,683.00	-	12,530,683.00	20.00	8,376,355.00	830,866.00	9,207,221.00	3,323,462.00
Furniture & Fixtures (MPCOE)	45,571,400.00	81,340.00	45,652,740.00	10.00	14,996,310.00	3,065,643.00	18,061,953.00	27,590,787.00
Dead Stock (MPCOE)	7,989,139.00	-	7,989,139.00	10.00	2,772,639.00	521,650.00	3,294,289.00	4,694,850.00
Dead Stock (Residential & Other Utility)	658,627.00	-	658,627.00	10.00	238,948.00	41,968.00	280,916.00	377,711.00
Library Books (MPCOE)	3,990,403.00	158,268.00	4,148,671.00	10.00	1,170,642.00	297,803.00	1,468,445.00	2,680,226.00
Science Apparatus (MPCOE)	27,321,528.00	112,173.00	27,433,701.00	10.00	7,248,117.00	2,018,558.00	9,266,675.00	18,167,026.00
Form Equipments	1,118,967.00	-	1,118,967.00	10.00	456,984.00	66,198.00	523,182.00	595,785.00
Networking Expenses	16,824,401.00	-	16,824,401.00	10.00	5,795,328.00	1,102,907.00	6,898,235.00	9,926,166.00
Intermediate Utensil	614,749.00	-	614,749.00	10.00	250,767.00	36,398.00	287,165.00	327,584.00
Residential Furniture-(Beds, Cupboards and tables etc)	34,181,000.00	-	34,181,000.00	10.00	10,001,201.00	2,417,980.00	12,419,181.00	21,761,819.00
Total (B)	165,326,846.00	373,031.00	165,699,877.00		59,680,640.00	11,634,741.00	71,315,381.00	94,384,496.00
Grand Total	309,079,987.23	8,933,911.00	318,013,898.23	-	117,021,427.00	22,422,455.00	139,443,882.00	178,570,016.23



Handwritten signature

SCHEDULE "G" : ADVANCES

a	<u>N.S.S. & N.C.C. Account :</u>		
1	Arts & Commerce Degree college -NSS	68,530.00	
2	Arts & Commerce Degree college - NCC	(509.00)	
3	Science Degree College - NSS	38,880.00	
4	Science Degree College - YFRR	34,650.00	141,551.00
			<hr/>
b	<u>Mumbai University Sports Deposit</u>		
1	Law College :	200.00	
2	Science Degree college :	1,000.00	
3	Arts & Commerce Junior college :	300.00	1,500.00
			<hr/>
c	<u>Advances Recoverable :</u>		
1	Arts & Commerce Junior	31,000.00	
2	TDS recoverable - AY 18 -19	855,170.00	
	TDS recoverable - AY 17 -18	580,966.00	
	TDS recoverable - AY 16 -17	452,705.00	
3	TDS recoverable - AY 09 -10	121,948.00	2,041,789.00
			<hr/>
d	<u>Advance to staff</u>		
1	Science Junior College :	205,371.00	
2	Science Senior College :	40,000.00	
3	Science Unaided College :	68,927.00	
4	Law College	15,739.00	
5	Arts & Commerce Self Financing	90,000.00	
6	Polytechnic IT Centre	45,000.00	
7	Arts & Commerce Degree	126,000.00	
8	Advanced Study Centre	2,000.00	593,037.00
			<hr/>
e	<u>Miscellaneous deposits & advances :</u>		
1	Deposit with B.P.C. Ltd; for L.P.G.Cylinders-Sci Degree College	23,100.00	
2	Deposit - Delhi Press (law college)	1,650.00	
3	Gas deposit	42,000.00	
4	Deposit - TMC water connection Deposit	33,600.00	
5	Telephone deposit	87,601.00	
6	MSEB deposit	391,670.00	
7	Deposit against Energy Bill :	1,550.00	
8	Advance to VSP Services (Imprest)	237,935.00	
9	Refundable deposit with TMC for Developments	160,280.00	
10	Deposit with AICTE for Engineerign College, Velneshwar	3,500,000.00	
11	Advances for purchase of Land	4,975,000.00	9,454,386.00
			<hr/>
f	Fees of Reserved Category Students (Polytechnic) receivable from Government		6,488,559.00
	(Equivalent to salary payable for the year 2017-18)		
	<u>TOTAL OF SCHEUDLE "G"</u>		<u>18,720,822.00</u>



SCHEDULE "H" : INCOME OUTSTANDING :

A Accrued interest on Fixed Deposits

a Vidya Prasarak Mandal :

1	Thane Janata Sahakari Bank	5,238.00	
2	Canara Bank	1,989,955.00	
3	Thane Bharat Sahakari Bank	281,440.00	2,276,633.00

b Polytechnic :

1	Canara Bank	364,420.00	
2	Thane Bharat Sahakari Bank Ltd.	22,122.00	386,542.00

c English Medium School : Pre Primary

1	O.B.C.Bank	14,159.00	
2	Saraswat Bank	8,754.00	22,913.00

d English Medium School : Primary

1	Canara Bank	18,467.00	
2	Oriental Bank Of Commerce	59,081.00	77,548.00

e English Medium School : secondary

1	Canara Bank	30,415.00	
2	Oriental Bank Of Commerce	30,013.00	
3	Saraswat Bank	3,059.00	63,487.00

f Information Technology Centre

1	TJSB Sahakari bank Ltd.		411,850.00
---	-------------------------	--	------------

g	Arts & Commerce - Self Financing Courses - TBSB Ltd		248,148.00
---	---	--	------------

h	Dr. V. N. Bedekar Institute Of Management studies - Canara bank		75,744.00
---	---	--	-----------

i	Science College - Self Finance Courses		106,245.00
---	--	--	------------

j	Science College - Junior		5,215.00
---	--------------------------	--	----------

k	Science College - Degree - Bank Of India		53,373.00
---	--	--	-----------

l	Science College - YCMOU Dept.		5,894.00
---	-------------------------------	--	----------

k	Advanced Study Centre		32,881.00
---	-----------------------	--	-----------

l	Law College - canara Bank		167,553.00
---	---------------------------	--	------------

Total (A)

3,934,026.00

B) Other Income Outstanding :

Freeship & Scholarship amount receivable from	73,532,090.00
---	---------------

Social welfare Department, Government of Maharashtra

TOTAL OF SCHEUDLE "H"

77,466,116.00



Handwritten signature

SCHEDULE "I" : CASH AND BANK BALANCES**a Dr.Bedekar Vidya Mandir - Preprimary**

1	Cash on hand :	2,009.34	
2	Canara Bank a/c 821426	92,817.00	
3	Thane Bharat Sahakari Bank Ltd. A/c No. 30170	647,502.69	742,329.03

b Dr.Bedekar Vidya Mandir Primary

1	Cash on hand :	2,562.40	
2	TJSB Sahakari Bank Ltd A/c No. TSMCD/ 25	34,793.00	
3	TDCC A/C No.712	5,707.41	
4	TDCC A/C No.713	1,281.43	44,344.24

c Dr.Bedekar Vidya Mandir Secondary

1	Cash on hand (Tuition Fee A/c)	51,143.44	
2	Cash on hand (Term Fee A/c)	30,952.76	
3	Thane Bharat Sahakari Bank Ltd A/c No.82	13,450.35	
4	Thane Dist.Central Co.Op.Bank Ltd; A/c No. 34/11	1,100.56	
5	Thane Bharat Sah.Bank Ltd. (Term Fee) A/c No 18588	33,989.42	
6	State Bank of India (Tuition Fee) A/c No.33510542586	3,997.00	
7	Bank of Maharashtra (RMSA-IEDSS) A/c No 75462	961.00	135,594.53

d Sau. A.K. Joshi Eng. Med. School - KG Section

1	Cash in hand	3,454.00	
2	Thane Bharat Sahakari Bank Ltd; A/C No 26859	84,450.51	
3	Canara Bank A/c No 0228101832266	18,499.00	
4	NKGSB Bank A/c No. 6329	224,752.50	
5	Oriental Bank Of Commerce A/c No. 11242100003490	46,286.58	377,442.59

e Sau. A.K. Joshi Eng. Med. School - Primary Section

1	Cash in hand	3,417.75	
2	Thane Bharat Sahakari Bank Ltd; A/C No 26860	167,340.10	
3	Canara Bank A/c No 0228101832267	332,914.00	
4	NKGSB Bank A/c No. 6330	864,407.50	
5	Oriental Bank Of Commerce A/c No.11242100003510	26,408.00	1,394,487.35

f Sau. A.K. Joshi Eng. Med. School - Secondary Section

1	Cash on hand	103.25	
2	Thane Bharat Sahakari Bank A/c No.26861	254,933.58	
3	Canara bank (Consolidated Fees) A/c No 6994	689,640.66	
4	Oriental Bank Of Commerce A/c No 11242100003520	19,612.93	
5	Kotak Mahindra Bank A/c No. 06552099991513	509.00	
6	NKGSB Bank A/c No. 6331	855,732.00	
7	IDBI Bank A/c No. 0495104000060507	8,589.00	1,829,120.42

Total c/f

Page 17

4,523,318.16

Total b/f

4,523,318.16

Joshi - Bedekar Arts and Commerce College :

g Arts and Commerce Degree College :

1	Cash on hand :	146,512.80	
2	Thane Bharat Sahakari Bank Ltd.- general	220,687.65	
3	Bank of India - General	3,004,718.69	
4	Bank of India - PLA	57,151.00	
5	Bank Of Baroda	61,849.18	
6	Bank Of Maharashtra	21,483,286.20	24,974,205.52

h Arts and Commerce Junior College :

1	Cash on hand :	12,590.02	
2	Thane Dist.Central Co.Op.Bk.Ltd A/c No 853	2,258.30	
3	Bank of India (General) A/C No. 36085	176,750.72	
4	Bank of India (Term) A/C No. 36086	52,242.90	243,841.94

j Arts and Commerce College Self Financing Course :

1	Cash on hand :	27,182.19	
2	Canara Bank	55,867.00	
3	GP Parsik Sahakari Bank	408,449.00	
4	Thane Bharat Sahakari Bank	2,200,148.23	2,691,646.42

j Arts and Commerce College - Student Welfare account

1	Thane Bharat Sahakari Bank		23,462.55
---	----------------------------	--	-----------

k Arts and Commerce College - Community College

1	Cash on hand :	705.00	
2	Thane Bharat Sahakari Bank	631,054.05	631,759.05

Bandodkar Science College :

l Science Degree college :

1	Central bank of India	434,950.50	
2	Bank of India	2,587,096.55	
3	Bank of Maharashtra	15,040,408.40	
4	State Bank of India (Treasury)	32,665.00	18,095,120.45

m Science Junior College :

1	Thane Bharat Sahakari Bank Ltd.	169,958.25	
2	On Current Accounts with :- TDCC	1,002.95	
3	On Savings Account with :- Bank Of India	130,779.93	301,741.13

Total c/f

51,485,095.22



Handwritten signature

	Total b/f		51,485,095.22
n	<u>Science College : Self Finance course</u>		
1	Cash on Hand :	-	
2	Bank Of India	1,264,423.36	
3	TJSB Sahakari Bank Ltd.	11,643.00	
4	Thane Bharat Sahakari Bank. A/c No 7136	90,367.37	
5	GP Parsik Sahakari Bank	51,108.22	
6	Thane Bharat Sahakari Bank (SF) A/c No. 10778	75,513.40	1,493,055.35
o	<u>Science College : YCMOU Department</u>		
1	Bank of Maharashtra	351,625.10	
2	Cash on Hand :	8,008.00	359,633.10
p	<u>Dr. V. N. Bedekar Institute of Research & Management Studies</u>		
1	Cash on hand : MMS	24,132.95	
2	Cash on hand : Autonomous	245,706.00	
3	Canara Bank - MMS	2,060,765.28	
4	Central Bank of India - MMS	1,227,340.00	
5	GP Parsik Sahakari Bank - Autonomous	1,000.00	
6	Thane Bharat Sahakari Bank Ltd - Autonomous A/c No 930	562,758.70	4,121,702.93
q	<u>Law College :</u>		
1	Cash on hand :	31,880.51	
2	Canara Bank A/c PLA	1,218,741.24	
3	Bank of Maharashtra	9,231,191.80	
4	Central Bank of India	149,341.00	10,631,154.55
r	<u>Polytechnic :</u>		
1	Savings A/c with Canara Bk (General)	35,083.58	
2	Savings Account canara Bk. (Caution money & other deposit]	71,460.05	
3	Savings A/c Canara Bk. (MODROBS)	298,226.00	
4	ICICI bank	270,306.07	
5	Thane Bharat Sahakari Bank Ltd : saving account	61,311.22	
6	Thane Bharat Sahakari Bank Ltd : ISTE	13,916.40	
7	TJSB Sahakari Bank Ltd	11,329.00	
8	GP Parsik Sahakari Bank	39,333.12	
9	Central Bank of india	1,776,609.40	2,577,574.84
s	<u>Information Technology Centre</u>		
1	Thane Bharat Sahakari Bank Ltd.Ac.No. 5546	1,133,099.75	
2	Thane Bharat Sahakari Bank Ltd : Seminar Account	6,430.49	
3	TJSB Sahakari bank Ltd A/c No. 68542	2,095.00	
4	Canara Bank A/c No. 826400	324,679.00	1,466,304.24
	Total c/f		72,134,520.23




Total b/f		72,134,520.23
t	<u>Polytechnic Basic Training Centre (BTC):</u>	
1	Cash on hand :	2,194.65
2	Thane Bharat Sahakari Bank Ltd. A/c 9416	6,405.31
		<u>8,599.96</u>
u	<u>Advanced Study Centre</u>	
1	Savings Account with Thane Sahakari Bank Ltd.	1,130,713.91
		<u>1,130,713.91</u>
v	<u>Maharshi Parshuram College of Engineering, Velneswar</u>	
1	Cash on hand	32,591.00
2	Union Bank Of India - CA 110	136,090.80
3	Thane Bharat Sahakari Ltd: 42504	171,357.00
		<u>340,038.80</u>
x	<u>Vidya Prasarak Mandal :</u>	
1	Canara Bank : A/C 2922	28,641.57
2	Thane Bharat Sahakari Bank Ltd A/c No.80	22,274.23
3	Thane Bharat Sahakari Bank Ltd A/c No.343	2,216,883.95
4	Bank of India A/c No.004310100043819	175,664.00
5	ICICI Bank A/c No. 003501001115	21,458.13
6	State Bank of india A/c 6133	471,181.26
7	State Bank of india CA A/c 30552088949	39,880.68
8	TJSB Shakari Bank Ltd A/C 11698	152,149.23
9	Kotak Mahindra Bank A/c 06552090001034	1,015.68
10	Union Bank of India, Palshet (Guhagar)A/c 419702011000676	110,951.00
11	HDFC Bank A/c 04880350000114	2,567.64
12	Thane Bharat Sahakari Bank Ltd A/c No.43248 for RD	538,127.00
13	Thane Bharat Saha Bank-VPM's Academy of International Edu.	39,672.10
14	NKGSB Sahakari Bank A/c 6328	87,886.00
15	GP Parsik Sahakari Bank A/c 019/317	711,678.05
		<u>4,620,030.52</u>
	<u>TOTAL OF SCHEDULE "I"</u>	<u>78,233,903.42</u>




 SECRETARY CHAIRMAN MEMBER

 Dated at Thane , 5th July 2018



 CHARTERED ACCOUNTANT

 Dated at Thane , 5th July 2018



SCHEDULE - IX
[vide rule 17(1)]

Registration No. F - 5 Thane.

SCHEDULE - IX
[vide rule 17(1)]

SCHEDULE - IX
[vide rule 17(1)]

EXPENDITURE	Rs.	Rs.	INCOME	Rs.	Rs.
Expenditure in respect of properties :- Rates, Taxes, Cesses Repairs & Maintenance (as per Sch. "J" attached) Salaries Insurance Depreciation (by way of provision of adjustments)	955,120.00 11,962,460.00 3,097,948.00 36,108.00 20,256,793.00		By Rent (realised) .. By Interest (accrued) .. On Securities .. On Loans .. On Bank Account .. (as perschedule "M" attached)		17,067,749.00
Establishment Expenses .. Remuneration to Trustees .. Legal Expenses .. Audit Fees .. Contribution & Fees .. Amount written off : (a) Bad debts .. (b) Loans Scholarships .. (c) Irrecoverable Rents .. (d) Other Items ..		36,308,429.00 4,512,183.00 NIL 55,421.00 122,800.00 NIL	By Dividend .. By Donation In Cash or Kind .. By Grants .. (as per schedule "M" attached) By Income from Other sources ..	NIL 8,167,681.05	89,500.00 48,768,001.00 253,031,995.00
Miscellaneous Expenses (as per schedule "K" attached) Depreciation on movable properties Amount Transferred to Reserve or Specific Funds ..		61,954,875.88 22,422,455.00 15,611,978.00	(a) Fees from students.(as per schedule "M" attached) (b) Sundries .. (as per schedule "M" attached) By Transfer From Reserve ..	320,140,986.50 32,174,229.97	352,315,216.47
Expenditure on object of the Trust: (a) Religious .. (b) Educational (as per schedule "L" attached) (c) Medical Relief .. (d) Relief of poverty .. (e) Other Charitable objects .. Surplus carried over to Balance Sheet.		537,771,256.36 680,744.28	S. V. KALE CHARTERED ACCOUNTANT "Sadhya", Plot No. 3, 1st Fl., Naupada, Highway Society, Swami Vekkanand Marg, Naupada, THANE-400 692		-
Total	679,440,142.52	679,440,142.52	Total		679,440,142.52

S. V. KALE
S. V. KALE
Chartered Accountant
Auditors

S. V. KALE
S. V. KALE
Chartered Accountant
Auditors

S. V. KALE
S. V. KALE
Chartered Accountant
Auditors

Dated at Thane, 5th July 2018

Dated at Thane, 5th July 2018

Dated at Thane, 5th July 2018

SCHEDULES FORMING PART OF THE INCOME & EXPENDITURE A/C AS ON 31 ST MARCH 2018SCHEDULE " J " - REPAIRS & MAINTENANCE ON CAMPUS AND BUILDINGS

1	Science College	1,968,926.00
2	Arts & Commerce College	2,327,291.00
3	Polytechnic	2,392,179.00
4	Law College	384,844.00
5	IMS Building	1,149,428.00
6	Marathi Medium school	1,176,757.00
7	English Medium school	2,008,198.00
8	Velneswar Engineering College	554,837.00
	Total of schedule " J "	11,962,460.00

SCHEDULE " K " - MISCELLANEOUS EXPENSES

1	Interest on Bank Loan	53,615,795.90
2	Electricity/ Telephone / water charges	899,677.66
3	Interest on Public Deposit (Fixed & Recurring)	1,385,409.00
4	Interest on Personal Advances	887,806.00
5	Advertisement	258,908.00
6	Professional / Consultancy Charges	122,760.00
7	Miscellaneous Expenses	427,623.32
8	Motor Car Consumable & Maintenance	58,413.00
9	Repairs & Maintenance	103,974.00
10	Office contingencies	113,127.00
11	Auditorium maintenance	23,800.00
12	Functions Expenses	76,966.00
13	Prizes	87,173.00
14	Printing & stationery	196,034.00
15	Membership of Association	66,900.00
16	Travelling & Conveyance	62,796.00
17	Velneswar Mess Charges	3,567,713.00
	Total of schedule " K "	61,954,875.88

mal



SCHEDULE " L " - EDUCATIONAL EXPENDITURE

A <u>Dr. Bedekar Vidya Mandir - Pre Primary</u>		
1	Pay & Allowances to staff	1,966,670.00
2	Rent of Premises	23,217.00
3	Electricity / Telephone / Water charges	257,296.00
4	Printing & stationery	37,005.00
5	Audit fees	10,600.00
6	Annual Social & gathering	36,455.00
7	Computers, Internet & Software Maintenance	2,481.00
8	Repairs & Maintenance	60,099.00
9	Miscellaneous Expenses	38,219.30
		2,432,042.30
B <u>Dr. Bedekar Vidya Mandir - Primary</u>		
1	Pay & Allowances to staff	13,866,979.00
2	Rent of Premises	92,868.00
3	Electricity / Telephone / Water charges	260,892.00
4	Computers, Internet & Software Maintenance	2,914.00
5	Audit fees	14,500.00
6	Annual Social & gathering	215,737.00
7	Miscellaneous Expenses	72,858.00
		14,526,748.00
C <u>Dr. Bedekar Vidya Mandir - Secondary</u>		
1	Pay & Allowances to staff	36,367,982.00
2	Rent of Premises	700,020.00
3	Electricity / Telephone / Water charges	164,784.00
4	Office, Students Material & Magazine Printing & Stationery	547,436.00
5	Examination expenses	114,700.00
6	Laboratory Recurring Expenses	8,635.50
7	Audit fees	18,500.00
8	Annual Social & Gathering Expenses	296,357.00
9	Office, Administration, Cleaning Expenses	159,876.98
10	Computers, Internet & Software Maintenance	17,314.00
11	Library Expenses	35,070.00
12	Miscellaneous Expenses	103,705.89
		38,534,381.37
D <u>Sau A.K. Joshi English Medium School - Pre Primary</u>		
1	Pay & Allowances to staff	4,337,001.00
2	Rent of Premises	42,305.00
3	Electricity / Telephone / Water charges	507,502.00
4	Printing & stationery	60,655.00
5	Extra Curricular activities	59,507.00
6	Audit fees	11,800.00
7	Annual Social & Gathering Expenses	81,184.00
8	Computers, Internet & Software Maintenance	17,056.00
9	Office & Administration Expenses	46,149.00
10	Miscellaneous Expenses	57,625.00
		5,220,784.00

Total c/f



Handwritten signature

	Total b/f		60,713,955.67
E	<u>Sau A.K. Joshi English Medium School - Primary</u>		
1	Pay & Allowances to staff	7,057,672.00	
2	Building Rent Paid	87,100.00	
3	Electricity / Telephone / Water charges	468,838.00	
4	Printing & stationery, Xerox	121,844.00	
5	Annual Social Function & Gathering	63,835.00	
6	Extra Curricular activities	167,537.00	
7	Computers, Internet & Software Maintenance	54,538.00	
8	Office & Administration Expenses	15,101.00	
9	Audit fees	14,500.00	
10	Miscellaneous Expenses	119,137.00	8,170,102.00
F	<u>Sau A.K. Joshi English Medium School - Secondary</u>		
1	Pay & Allowances to staff	21,305,568.00	
2	Rent of Premises	119,451.00	
3	Electricity / Telephone / Water charges	428,578.47	
4	Printing & stationery	157,470.00	
5	Annual Social Function & Gathering	157,806.00	
6	Audit fees	23,000.00	
7	Examination expenses	159,563.00	
8	Computers, Internet & Software Maintenance	62,224.00	
9	Office & Administration Expenses	35,410.00	
10	Laboratory Recurring Expenses	128,336.00	
11	Extra Curricular activities	258,831.00	
12	Library Expenses	15,277.00	
13	Miscellaneous Expenses	141,156.80	22,992,671.27
G	<u>B. N. Bandodkar Science Junior College :</u>		
1	Pay & Allowances to staff	21,421,111.00	
2	Rent of Premises	271,200.00	
3	Electricity / Telephone / Water charges	535,480.00	
4	Laboratory Material & Consumable	220,773.00	
5	Seminar Expenses	9,872.00	
6	Printing & stationery including Lab Journals	655,174.00	
7	Audit fees	31,200.00	
8	Computers, Internet & Software Maintenance	269,803.00	
9	Office & Administration Expenses	35,861.00	
10	Gymkhana, Annual Social & Ex.Curricular expenses	140,747.00	
11	Library Expenses	30,715.00	
12	Examination Expenses	22,996.00	
13	Repairs & Maintenance	34,180.00	
14	Miscellaneous Expenses	98,490.64	23,777,602.64

Total c/f

115,654,331.58



(Handwritten signature)

Total b/f

115,654,331.58

H B. N. Bandodkar Science College - YCMOU Centre

1	Pay & Allowances to staff	127,697.00	
2	Electricity / Telephone / Water charges	1,250.00	
3	Office & Administration Expenses	3,347.00	
4	Printing & stationery	3,771.00	
5	Miscellaneous Expenses	3,833.00	139,898.00

I B. N. Bandodkar Science Degree College :

1	Pay & Allowances to staff	83,137,461.00	
2	Rent of Premises	255,006.00	
3	Electricity / Telephone / Water charges	720,453.00	
4	Laboratory Recurring Expenses	2,057,960.00	
5	Examination Expenses	455,278.00	
6	Audit fees	56,000.00	
7	Office & Administration Expenses	232,799.00	
8	Gymkhana, Annual Social & Ex.Curricular expenses	510,297.00	
9	Printing & stationery including Lab Journals	562,405.00	
10	Computers, Internet & Software Maintenance	317,478.00	
11	Library Expenses	133,642.93	
12	UGC Bank Interest reversal	270,069.00	
13	NSS/NCC/YFRR Expenses	353,417.00	
14	Miscellaneous Expenses	483,045.18	89,545,311.11

I B. N. Bandodkar Science College Unaided Division

1	Pay & Allowances to staff	14,751,029.00	
2	Rent of Premises	290,046.00	
3	Electricity / Telephone / Water charges	1,099,214.00	
4	Laboratory Recurring Expenses	434,745.00	
5	Audit fees	31,800.00	
6	Office & Administration Expenses	102,811.00	
7	Gymkhana, Annual Social & Ex.Curricular expenses	202,516.00	
8	Printing & stationery	121,472.00	
9	Computers, Internet & Software Maintenance	552,908.00	
10	Seminar Expenses	457,511.00	
11	Affiliation fee & Accredittion expenses	190,011.80	
12	Repairs & maintenance	94,215.00	
13	Miscellaneous & Repair Maintenance Expenses	251,283.19	18,579,561.99

K Joshi Bedekar Arts & Commerce Junior college

1	Pay & Allowances to staff	18,961,683.00	
2	Rent of Premises	104,601.00	
3	Electricity / Telephone / Water charges	618,111.00	
4	Gymkhana, Annual Social & Ex.Curricular expenses	31,172.00	
Total c/f		19,715,567.00	223,919,102.68



mal

	Total b/f	19,715,567.00	223,919,102.68
5	Examination Expenses	128,430.00	
6	Printing & stationery	55,847.00	
7	Audit fees	28,000.00	
8	Computers, Internet & Software Maintenance	97,920.00	
9	Office & Administration Expenses	72,769.00	
10	Miscellaneous Expenses	445,178.00	20,543,711.00
	<u>I Joshi Bedekar Arts & Commerce Degree College</u>		
1	Pay & Allowances to staff	79,704,383.00	
2	Rent of Premises	155,037.00	
3	Electricity / Telephone / Water charges	627,251.00	
4	Examintion expenses	2,981,216.00	
5	Gymkhana, Annual Social Function & Gathering	1,351,819.00	
6	Audit fees	48,300.00	
7	Printing & stationery	753,066.50	
8	Library Expenses	97,174.00	
9	Office & Administration Expenses	52,892.00	
10	Computers, Internet & Software Maintenance	146,168.00	
11	Affiliation fee	8,100.00	
12	Research Expenditure out of UGC Grant	1,517,062.00	
13	Miscellaneous Expenses	360,258.96	87,802,727.46
	<u>M Joshi Bedekar Arts & Commerce College Unaided Division</u>		
1	Pay & Allowances to staff	28,459,494.00	
2	Rent of Premises	201,918.00	
3	Electricity / Telephone / Water charges	1,722,186.00	
4	Examination Expenses	1,787,341.58	
5	Gymkhana, Annual Social & Ex.Curricular expenses	1,206,397.00	
6	Seminar Expenses	502,198.00	
7	Printing & stationery including Magazine	460,888.00	
8	Library Expenses	83,718.00	
9	Advertisement	146,897.00	
10	Audit fees	36,700.00	
11	Accreditation & Affiliation	248,000.00	
12	Computers, Internet & Software Maintenance	255,087.00	
13	Office & Administration Expenses	15,461.00	
14	University share of college fees	1,685,158.75	
15	Miscellaneous Expenses	356,167.19	37,167,611.52
	<u>N Joshi Bedekar Arts & Commerce College : Community College</u>		
1	Pay & Allowances to staff	271,200.00	
2	Examination Expenses	95,053.00	
3	Audit fees	4,800.00	
4	Office & Administration Expenses	430.00	
5	Miscellaneous Expenses	5,132.26	376,615.26
	Total c/f		369,809,767.92



Handwritten signature

	Total b/f		369,809,767.92
Q	<u>Dr. V. N. Bedekar Institute of Management Studies</u>		
1	Pay & Allowances to staff	25,363,938.75	
2	Rent of Premises	2,080,000.00	
3	Electricity / Telephone / Charges	2,185,875.00	
4	Printing & stationery	362,881.00	
5	Training & Placements, Industrial Visits etc	3,753,984.00	
6	Gymkhana & Extra Curricular activities	19,059.00	
7	Audit fees	79,800.00	
8	Examination expenses	150,470.00	
9	Advertisement	1,027,271.00	
10	Seminar Expenses	438,613.60	
11	Computers & Software Maintenance, Leased line, MS Royalty, Data Bases	1,202,951.00	
12	Office & Administration Expenses	272,744.00	
13	Library Expenses	607,985.48	
14	Repairs, Alterations & Maintenance	57,475.00	
15	Accreditation, Affiliation, Registration, Processing expenses	402,463.76	
16	University Share of College Fees	295,400.00	
17	Miscellaneous Expenses	375,020.05	38,675,931.64
P	<u>TMC Law college</u>		
1	Pay & Allowances to staff	7,028,089.00	
2	Rent of premises	444,480.00	
3	Electricity / Telephone / Water charges	682,677.00	
4	Printing & stationery	99,515.60	
5	Gymkhana & Extra Curricular activities.	385,671.50	
6	Advertisement	42,061.00	
7	Audit Fees	38,000.00	
8	Affiliation & Inspection Fees	33,000.00	
9	Computers, Internet & Software Maintenance	53,844.00	
10	Library Expenses	283,845.00	
11	Office & Administration Expenses	215,668.00	
12	Seminar Expenses	30,500.00	
13	Repairs, Alterations & Maintenance	21,168.00	
14	Miscellaneous Expenses	83,851.40	9,442,370.50
Q	<u>Polytechnic</u>		
1	Pay & Allowances to staff	44,390,886.00	
2	Rent of Premises	5,098,500.00	
3	Electricity / Telephone / Water charges	2,002,703.00	
4	Printing & stationery	329,122.36	
5	Office & Administration Expenses	333,851.00	
6	Advertisement	139,087.00	
7	Examination expenses	3,470,122.00	
8	Computers & Software Maintenance, Leased line, MS Royalty	850,471.00	
9	Seminar Expenses	278,143.00	
	Total c/f	56,892,885.36	417,928,070.06



Handwritten signature

Total b/f	56,892,885.36	417,928,070.06
10 Departments Recurring exps.	137,855.00	
11 Library Expenses	51,044.00	
12 Affiliation, Inspection, Accreditation Fees & Expenses	1,075,680.98	
13 Audit Fees	42,985.00	
14 Gykhana, Annual Social Expenses	231,639.00	
15 Repairs, Alterations & Maintenance	17,367.00	
16 Miscellaneous Expenses	98,469.25	58,547,925.59
R <u>Advanced Study Centre</u>		
1 Pay & Allowances to staff	915,667.00	
2 Electricity / Telephone / Water charges	4,569.00	
3 Printing & stationery	25,943.00	
4 Audit fees	12,500.00	
5 Examination expenses	1,380.00	
6 Laboratory materials	37,303.00	
7 Computers, Internet & Software Maintenance	1,978.00	
8 Miscellaneous Expenses	35,781.90	1,035,121.90
S <u>VPM's Polytechnic Information Technology Centre</u>		
1 Pay & Allowances to staff	1,902,914.00	
2 Electricity / Telephone / Water charges	21,064.00	
3 Affiliation fees	22,500.00	
4 Printing & stationery	323,827.00	
5 Office & Administration Expenses	36,919.00	
6 Audit fees	42,985.00	
7 Advertisement	109,179.00	
8 Computers, Internet & Software Maintenance	139,717.00	
9 Seminar Expenses	117,933.00	
10 Miscellaneous Expenses	549,539.15	3,266,577.15
T <u>VPM's Maharshi Parshuram College of Engineering, Velneshwar</u>		
1 Pay & Allowances to staff	37,228,269.00	
2 Rent of premises	6,096,000.00	
3 Electricity / Telephone / Water charges	2,658,899.00	
4 Printing & stationery including study material	523,642.00	
5 Office & Administration Expenses	309,981.00	
6 Advertisement	466,687.00	
7 Examination expenses	1,187,286.00	
8 Computers & Software Maintenance, Leased line, MS Royalty	1,969,855.00	
9 Departments Recurring exps.	221,007.00	
10 Library Expenses	56,058.00	
11 Affiliation & Inspection Fees	735,396.00	
12 Gykhana, Annual Social Expenses	301,284.00	
Total c/f	51,754,364.00	480,777,694.70



[Handwritten signature]

Total b/f	51,754,364.00	480,777,694.70
13 Audit fees	63,800.00	
14 Seminar Expenses	191,045.00	
15 Repairs & Maintenance	323,680.00	
16 Miscellaneous Expenses	242,690.66	52,575,579.66

II Vidya Prasarak Mandal, Thane

1 Gratuity Contribution paid to LIC of India	2,665,502.00	
2 Seminar Expenses	206,400.00	
3 Institute for Oriental Study, Thane expenses	281,335.00	
4 VPM's Department of Defence & Startegic Studies Expenses	180,000.00	
5 VPM's Academy of International Education & Research Expenses	983,888.00	
6 Other Miscellneous Expenses	100,857.00	4,417,982.00

TOTAL OF SCHEDULE "L"

537,771,256.36

W. D. D. S.
Tom Dhan
 SECRETARY CHAIRMAN MEMBER
 Dated at Thane , 5th July 2018

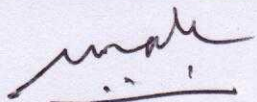
mahe
 CHARTERED ACCOUNTANT
 Dated at Thane , 5th July 2018



SCHEDULE " M " - INCOMES FOR THE YEAR 2017-18

Sr.	Particulars	Interest Received	Grants from Governments	Fees from Students	Sundries Received
1	Dr.Bedekar Vidya Mandir Preprimary	7,044.00	-	3,315,900.00	9,095.00
2	Dr.Bedekar Vidya Mandir Primary	-	13,866,979.00	-	-
3	Dr.Bedekar Vidya Secondary	753.00	36,061,807.00	5,664.00	21,879.00
4	Sou. A.K.Joshi Eng. Medium Pre Primary	168,342.00	-	6,528,250.00	600.00
5	Sou. A.K.Joshi Eng. Medium Primary	280,399.73	-	13,827,596.00	56,396.00
6	Sou. A.K.Joshi Eng. Medium Secondary	218,302.38	-	24,543,086.00	25,356.00
7	Bandodkar Science College Degree	252,300.00	76,849,259.00	5,911,729.00	697,017.67
8	Bandodkar Science College Junior	60,876.00	21,279,612.00	3,492,174.00	206,755.00
9	Bandodkar Science College Unaided	646,335.00	-	28,566,173.00	1,196,229.00
10	Bandodkar Science College - YCMOU	139,166.00	-	227,000.00	2,000.00
11	Advance study centre	60,792.00	-	1,809,050.00	17,600.00
12	Joshi Bedekar Degree college	767,207.94	80,619,557.00	11,491,576.00	854,330.60
13	Joshi Bedekar Junior college	21,807.00	18,646,476.00	2,741,726.00	170,892.00
14	Joshi Bedekar Unaided Collegè	944,043.00	-	50,814,956.00	622,126.70
15	Joshi Bedekar Community College	68,663.00	-	905,480.00	1,100.00
16	Dr.V.N.Bedekar Institute of Mgt Stu.	638,591.00	-	54,077,033.00	1,475,427.00
17	Law college	169,239.00	5,708,305.00	3,425,744.00	1,399,808.00
18	Polytechnic	682,696.00	-	48,479,105.00	3,205,517.00
19	Polytechnic IT Centre	833,236.00	-	4,848,763.00	1,734,931.00
20	VPM's MPCOE	143,533.00	-	37,075,231.50	349,962.00
21	Vidya Prasarak Mandal	2,064,355.00	-	18,054,750.00	20,127,208.00
		8,167,681.05	253,031,995.00	320,140,986.50	32,174,229.97


 SECRETARY CHAIRMAN MEMBER
 Dated at Thane , 5th July 2018


 CHARTERED ACCOUNTANT
 Dated at Thane , 5th July 2018

